



30" and 36" (76.2 cm and 91.4 cm) Wall-Mount Canopy Range Hood

PRODUCT MODEL NUMBERS

GXW6530DX GXW6536DX

ELECTRICAL REQUIREMENTS

- A 120 Volt, 60 Hz., AC only, 15-amp, fused electrical circuit is required.

VENTING REQUIREMENTS

This canopy hood is factory set for venting through the roof or wall.

A 6" (15.2 cm) round vent system is needed for installation (not included). The hood exhaust opening is 6" (15.2 cm) round.

NOTE: Flexible vent is not recommended. Flexible vent creates back pressure and air turbulence that greatly reduce performance.

Vent system can terminate either through the roof or wall. To vent through a wall, a 90° elbow is needed.

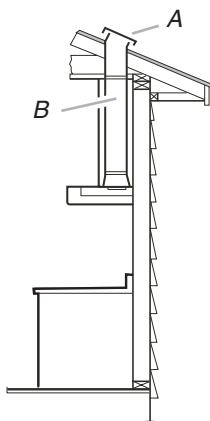
Rear discharge

A 90° elbow may be installed immediately above the hood.

For Non-Vented (recirculating) Installations

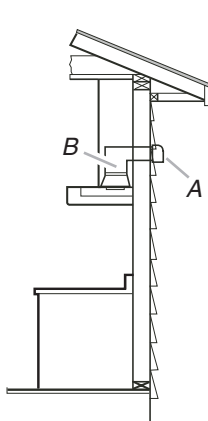
If it is not possible to vent cooking fumes and vapors to the outside, the hood can be used in the non-vented (recirculating) version, fitting a charcoal filter and the deflector. Fumes and vapors are recycled through the top grille.

Roof Venting



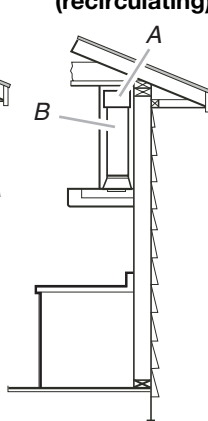
A. Roof cap
B. 6" (15.2 cm) round vent

Wall Venting



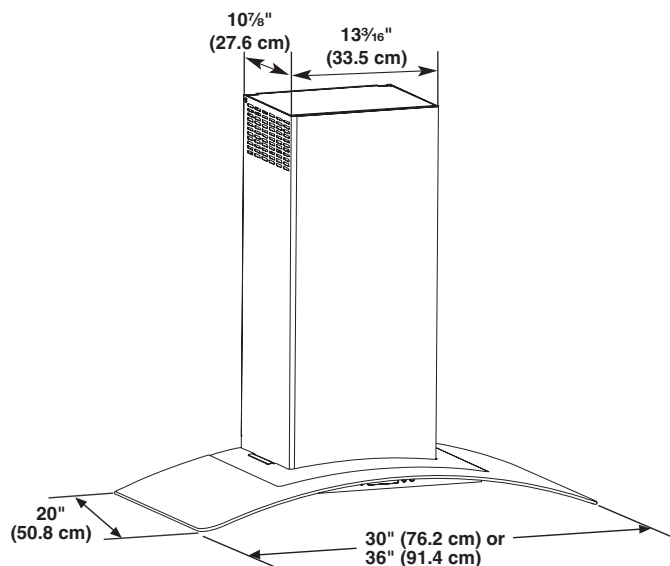
A. Wall cap
B. 6" (15.2 cm) round vent

Non-vented (recirculating)



A. Deflector
B. 6" (15.2 cm) round vent

PRODUCT DIMENSIONS



Calculating Vent System Length

To calculate the length of the system you need, add the equivalent feet (meters) for each vent piece used in the system.

Vent Piece	Round
45° elbow	2.5 ft (0.8 m)

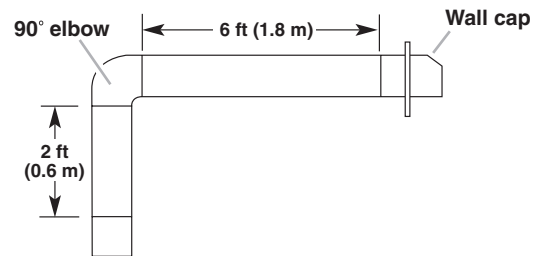


90° elbow	5.0 ft (1.5 m)
-----------	----------------



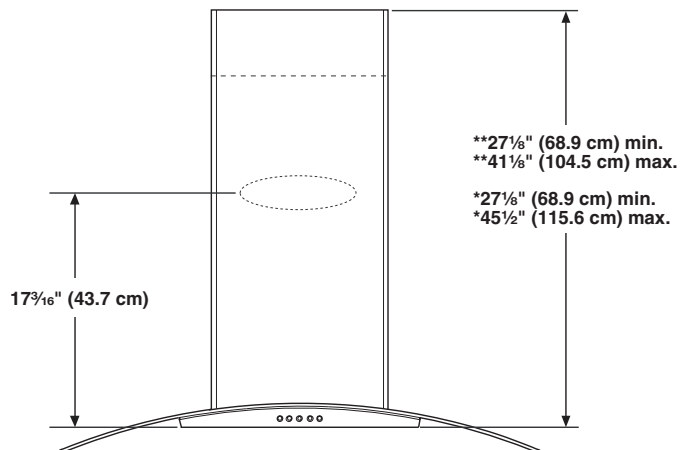
Maximum equivalent vent length is 35 ft (10.7 m).

Example vent system



The following example falls within the maximum recommended vent length of 35 ft (10.7 m).

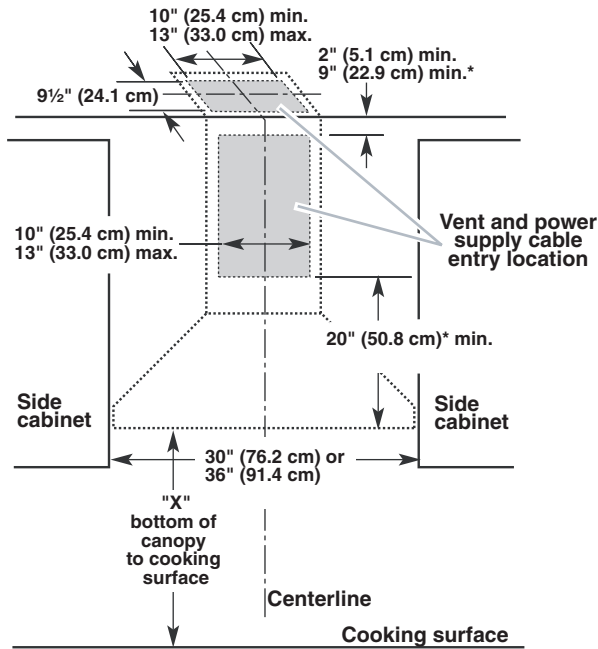
1 - 90° elbow	= 5.0 ft (1.5 m)
1 - wall cap	= 0.0 ft (0.0 m)
8 ft (2.4 m) straight	= 8.0 ft (2.4 m)
Length of system	= 13.0 ft (3.9 m)



*For non-vented (recirculating) installations

**For vented installations

CABINET DIMENSIONS



*For non-vented (recirculating) installations

IMPORTANT:

Minimum distance "X": 24" (61.0 cm) from electric cooking surface

Minimum distance "X": 27" (68.6 cm) from gas cooking surface

Suggested maximum distance "X": 36" (91.4 cm)

For vented installations, the chimneys can be adjusted for ceilings between 7' 4" (2.25 m) and 9' 5" (2.87 m) with vent slots not showing and between 7' 4" (2.25 m) and 9' 9" (2.97 m) with the vent slots showing.

For non-vented (recirculating) installations, the chimneys can be adjusted for ceilings between 7' 4" (2.24 m) and 9' 9" (2.97 m).

For Non-Vented (recirculating) Installations

*** NOTE:** The range hood chimneys are adjustable and designed to meet varying ceiling or soffit heights depending on the distance "X" between the bottom of the range hood and the cooking surface. For higher ceilings, a Stainless Steel Chimney Extension Kit Part Number W10294735 is available from your dealer or an authorized parts distributor. The chimney extension replaces the upper chimney shipped with the range hood.