

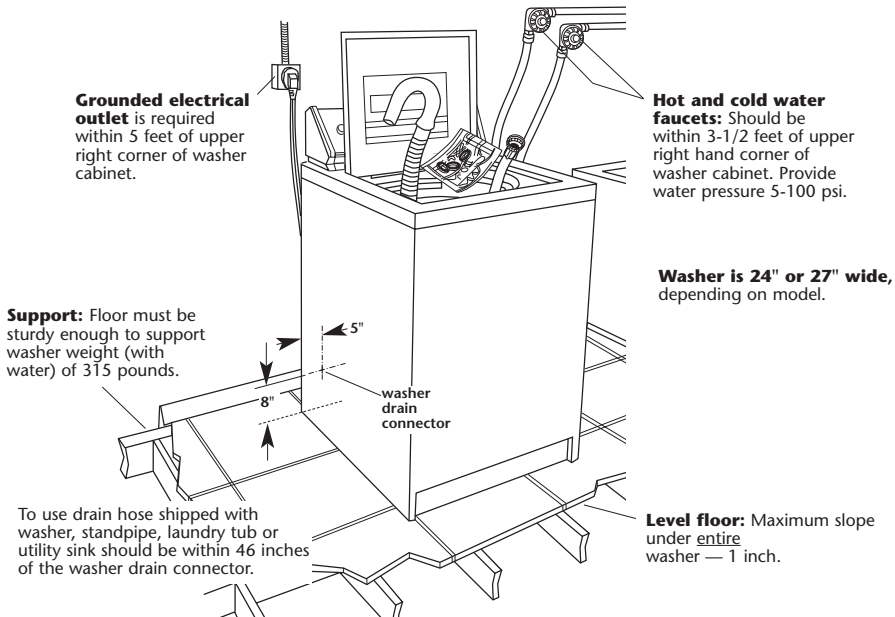


## PRODUCT MODEL NUMBERS

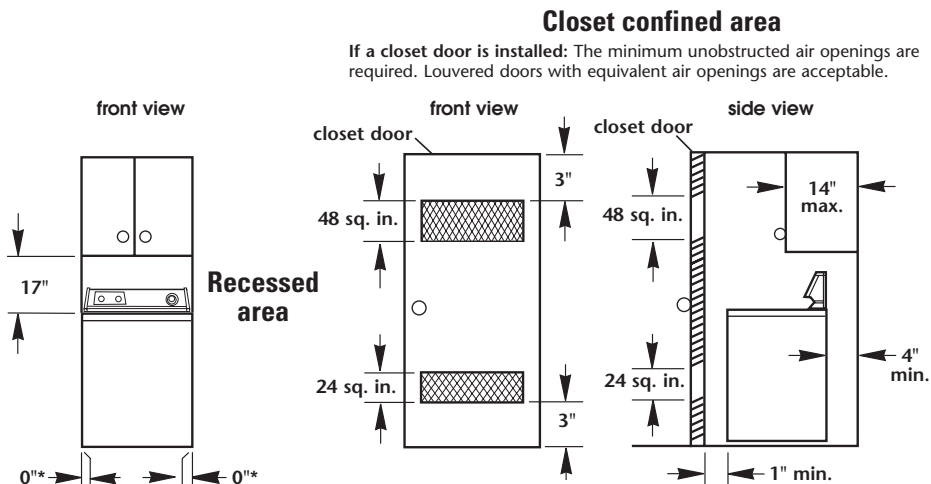
GSQ9611K	LSQ7030K	LSQ9645K
GSQ9612K	LSQ7533J	LSQ9665J
GST9675J	LSQ8000J	LSR5100K
GSW9545J	LSQ8500J	LSR5132J
GSX9885J	LSQ8511K	LSR6232J
LBR4121J	LSQ8512K	LSR6332K
LBR4132J	LSQ9010K	LSR7133K
LBR5432J	LSQ9110K	LSR8433K
LSB6200K	LSQ9200K	LXR5432K
LSB6400K	LSQ9211K	LXR7133J
LSN1000J	LSQ9510J	LXR7244J
LSN1000K	LSQ9544K	LXR9445J
LSN2000J	LSQ9610J	

**Electrical:** 120-volt, 60-Hz, AC-only, 15- or 20-amp. electrical supply. A time-delay fuse or circuit breaker and separate circuit is recommended.

## REQUIREMENTS



## RECESSED AREA AND CLOSET INSTALLATION

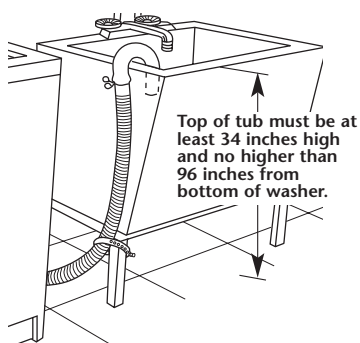


\* Additional clearances for wall, door and floor moldings may be required.

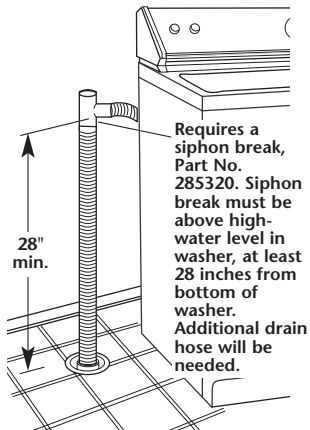
## DRAIN SYSTEM OPTIONS

### 1. Laundry tub or utility sink drain system:

Needs a 20-gallon laundry tub.



### 2. Floor drain system:



### 3. Standpipe drain system:

Needs a two-inch minimum diameter standpipe with minimum carry-away capacity of 17 gallons per minute. A 2" dia. to 1" dia. standpipe adapter, Part No. 3363920, must be used with 1" dia. drain systems.

